

Campground Map

White Pine Resort


Advanced Reservations Recommended
307-367-6606
camping@whitepineski.com


Special 2021 Summer Season Map


Operating under Special Use Permit from the USDA Forest Service, Bridger Teton National Forest, Pinedale District Office

Legend


 Designated Fire Rings


 Shower Block with Toilets

 Water Spigots


 Electrical Hookup

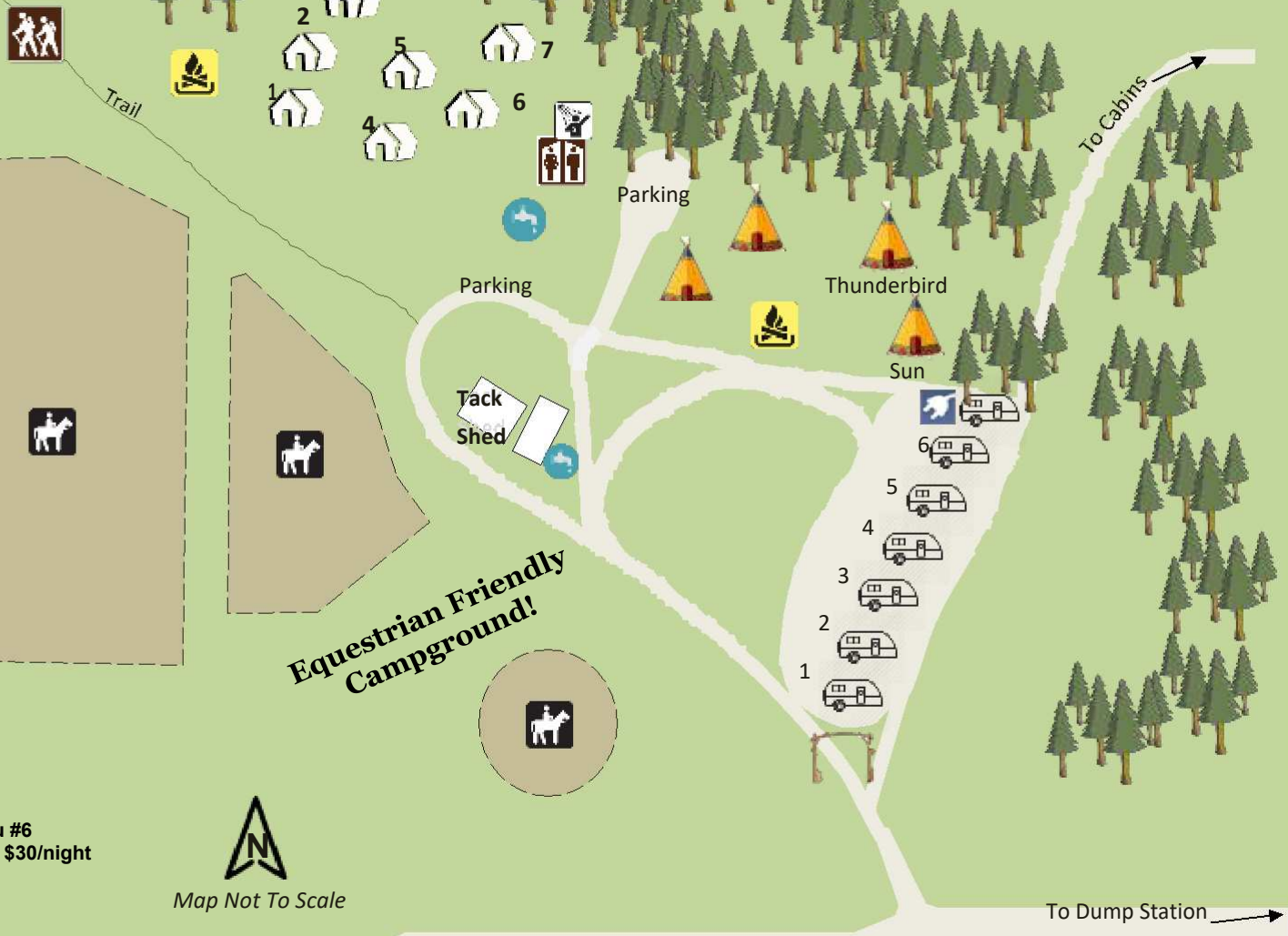
 Equestrian Areas

 **Tipis \$30/night**
Due to damage from the September '20 windstorm, only 2 unfurnished Tipis will be provided this season.

 **Rustic Wall Tents \$30/night**
Due to significant damage from the September 2020 windstorm, there will only be 3 wall tents set up for the 20201 summer season. All 3 have electricity.

Personal Tent \$12/night
White Pine Tent \$20/night

 **Pull-Through RV Spaces #1 thru #6 with electric & water hookups = \$30/night**
Dry RV Camping = \$20/night



Map Not To Scale

To Skyline Drive
Pinedale

Main Parking Lot
To White Pine Lodge